

TELEHEALTH WITH SKYPE



How to participate in Skype telehealth consultations with your GP

If you are using your computer:

1. Your GP will send you a unique call link. Navigate to the link and click 'Join as guest'



You've been invited to join a
Skype Conversation

Join as guest

Sign in or create

Use your Microsoft account. [What's this?](#)

[Download Skype](#)

Already have Skype? [Launch it now](#)

2. Enter your name and click 'Join'



Join as guest

Your guest account will expire in 24 hours.

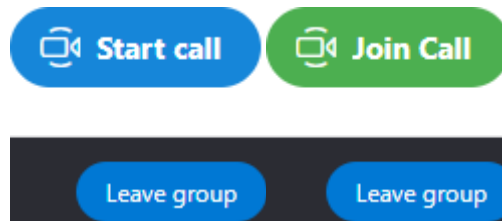
Enter your name

By continuing you agree to the [Terms of use](#) and [Privacy statement](#).

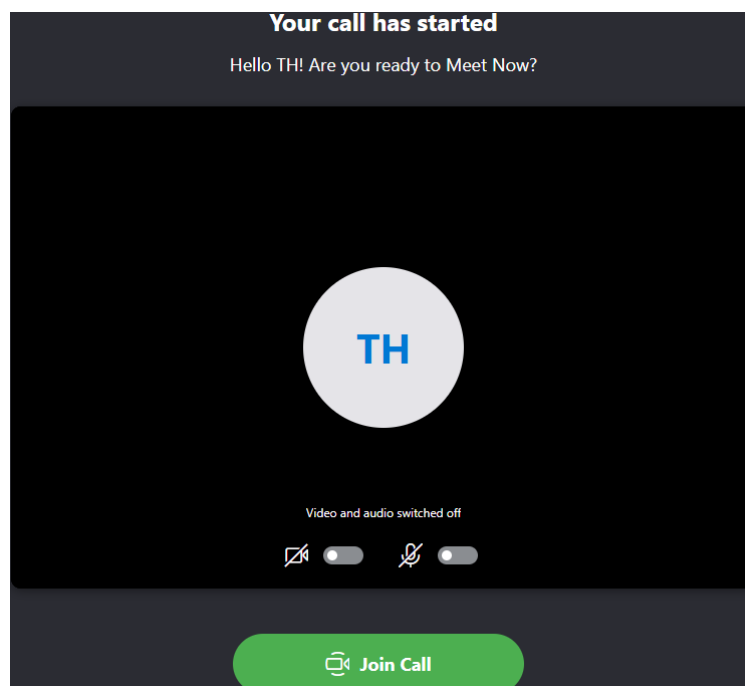
Join

Back

- When your GP is ready to begin the consultation, the 'Start call' button will change to 'Join Call'. Click 'Join Call' to proceed to the next step




- Before clicking 'Join Call' again, move the sliders above the 'Join Call' button to choose whether to use audio, video, or both

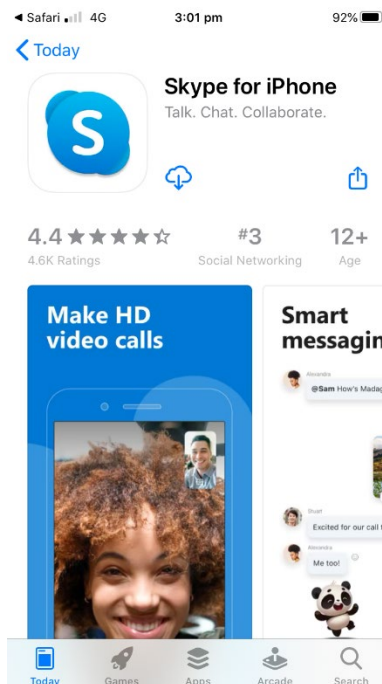


If you are using your mobile phone:


1. Your GP will send you a unique link. Navigate to the link and tap 'Download Skype'



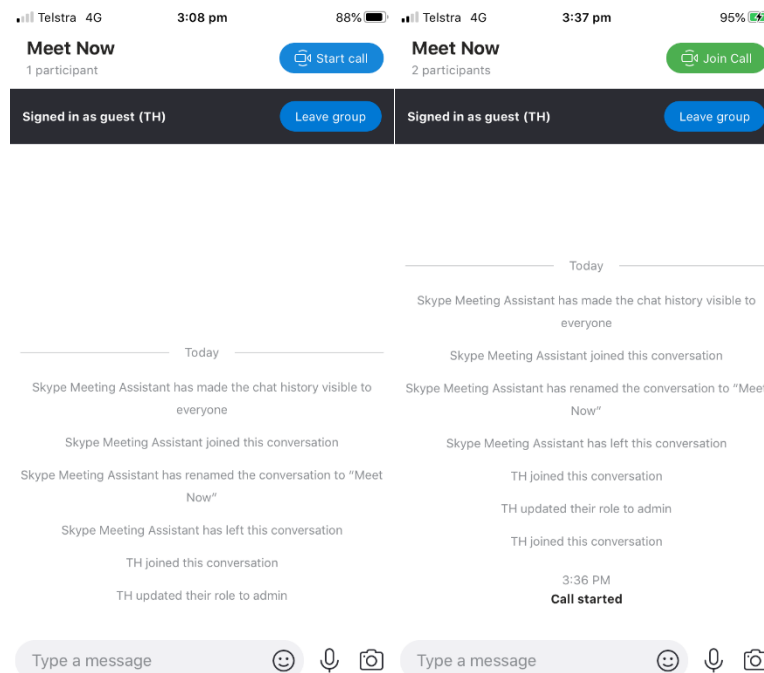
2. Your mobile phone's app store will open. If you are using an Apple device, tap the cloud icon to install Skype. If you are using an Android device, tap 'Install'



- Return to your mobile phone's web browser, tap 'Join conversation' and then tap 'Open'



- When your GP is ready to begin the consultation, the 'Start call' button will change to 'Join Call'. Tap 'Join Call' to proceed to the next step



5. Before tapping 'Join Call' again, move the sliders below the 'Join Call' button to choose whether to use audio, video, or both

